

Flos Albiziae versus Flos Magnoliae Cocinis



Source

***Flos Albiziae**
is the dried inflorescence of
Albizia julibrissin Durazz
in the family Leguminosae

Flos Magnoliae Cocinis
is the dried flower of
Magnolia coco (Lour.) DC.
in the family Magnoliaceae

Overview

Flos Albiziae is a Chinese Materia Medica (CMM) listed under Schedule 2 of the Chinese Medicine Ordinance and in the Chinese Pharmacopoeia (2020), while Flos Magnoliae Cocinis is not listed in either. According to the research by *Zhong hua ben cao*, the source plant of Flos Albiziae, *Albizia julibrissin*, closes its leaves at night, and is sometimes called “*Ye he hua*”. Since the name of “*Ye he hua*” is the same as *Magnolia coco* in the family Magnoliaceae, people then begin to associate the names “*He huan hua*” with “*Ye he hua*”. As a result, Flos Magnoliae Cocinis is misused as Flos Albiziae in some regions. Flos Albiziae can relieve depression and tranquilize, according to the Chinese Pharmacopoeia; while Flos Magnoliae Cocinis can move qi to eliminate stasis, suppress cough and stanch vaginal discharge, as indicated by *Zhong hua ben cao*. These two CMM are completely different in functions, and should be identified and used correctly.

Note:


*Its name in the Chinese Pharmacopoeia (2020) is “Albiziae Flos”.

Key identification features

Macroscopic features of Flos Albiziae



- ◆ Capitulum
- ◆ Shriveled to masses, individual flower slender and curved



Micro-morphological feature

A: Densely covered with non-glandular hairs

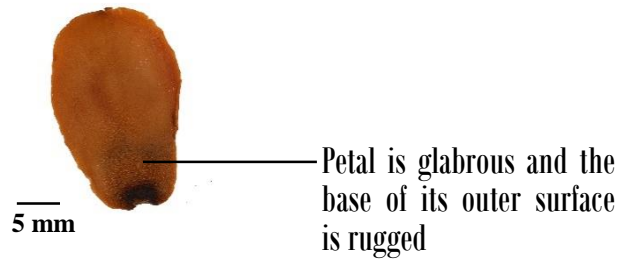



(Surface of the petal)

1 mm

Macroscopic features of Flos Magnoliae Cocinis

- ◆ Solitary
- ◆ Slightly umbrella-shaped



- ◆ With strong aroma

Micro-morphological feature

A: Glabrous






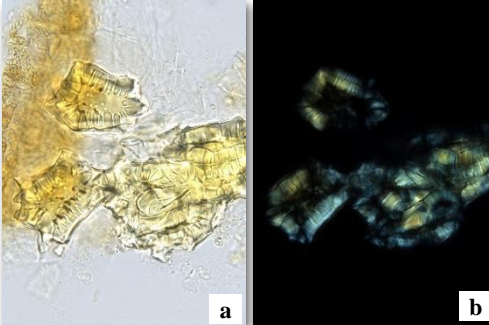


(Surface of the petal)

2 mm

Microscopic feature comparison of Flos Albiziae and Flos Magnoliae Cocinis powder



| | Flos Albiziae | Flos Magnoliae Cocinis |
|---------------------------|---|---|
| Pollen grain |  <p style="text-align: right;">a</p> <p>Oblate 16-polysomic compound pollen grain; sometimes separated into monosomic, mostly sub-square, smooth surface</p> |  <p style="text-align: right;">a</p> <p>Elliptical single pollen grain, nearly smooth or slightly rough surface, with long and single colpus on one side</p> |
| Non-glandular hair |  <p style="text-align: right;">a</p> <p>Frequently found, unicellular, with slightly warty protuberances on the surface, some with thin transverse septa visible</p> |  <p>Absent</p> |
| Stone cell |  <p>Absent</p> |  <p style="text-align: right;">a b</p> <p>Mostly present in groups in the parenchymatous cell, irregular-branched, polygonal or sub-polygonal, significant pit canal and pit; bright white to polychromatic under the polarized light microscope</p> |

a. features under bright field; b. features under polarized light

50 μm

Summary

Major differences in the features between Flos Albiziae and Flos Magnoliae Cocinis:

| | | Flos Albiziae | Flos Magnoliae Cocinis |
|--|---------------------------|--|---|
| Macroscopic and micro-morphological features | Inflorescence | Capitulum | Solitary |
| | Shape | Shriveled to masses, with slender and curved individual flower | Slightly umbrella-shaped |
| | Petal | Light yellow to yellowish-brown; densely covered with non-glandular hairs; connate | Dark red to brownish-purple; glabrous; distinct |
| Microscopic features | Pollen grain | Compound | Single |
| | Non-glandular hair | Present | Absent |
| | Stone cell | Absent | Present |

For more information, please refer to the [Hong Kong Chinese Materia Medica Standards website](#):



Albiziae Flos - Hong Kong Chinese Materia Medica Standards (Volume 7)



Government Chinese Medicines Testing Institute
Department of Health
Enquiry Hotline: 3188 8079
Website: www.cmro.gov.hk

The information in this pamphlet may be re-disseminated or reproduced, provided that the Government Chinese Medicines Testing Institute (GCMTI), as the source of information, is acknowledged and that the re-dissemination or reproduction is for non-commercial use. Any other reproduction, adaptation, distribution, dissemination or making available of the information in this pamphlet for commercial use is strictly prohibited unless prior written authorization is obtained from the GCMTI.